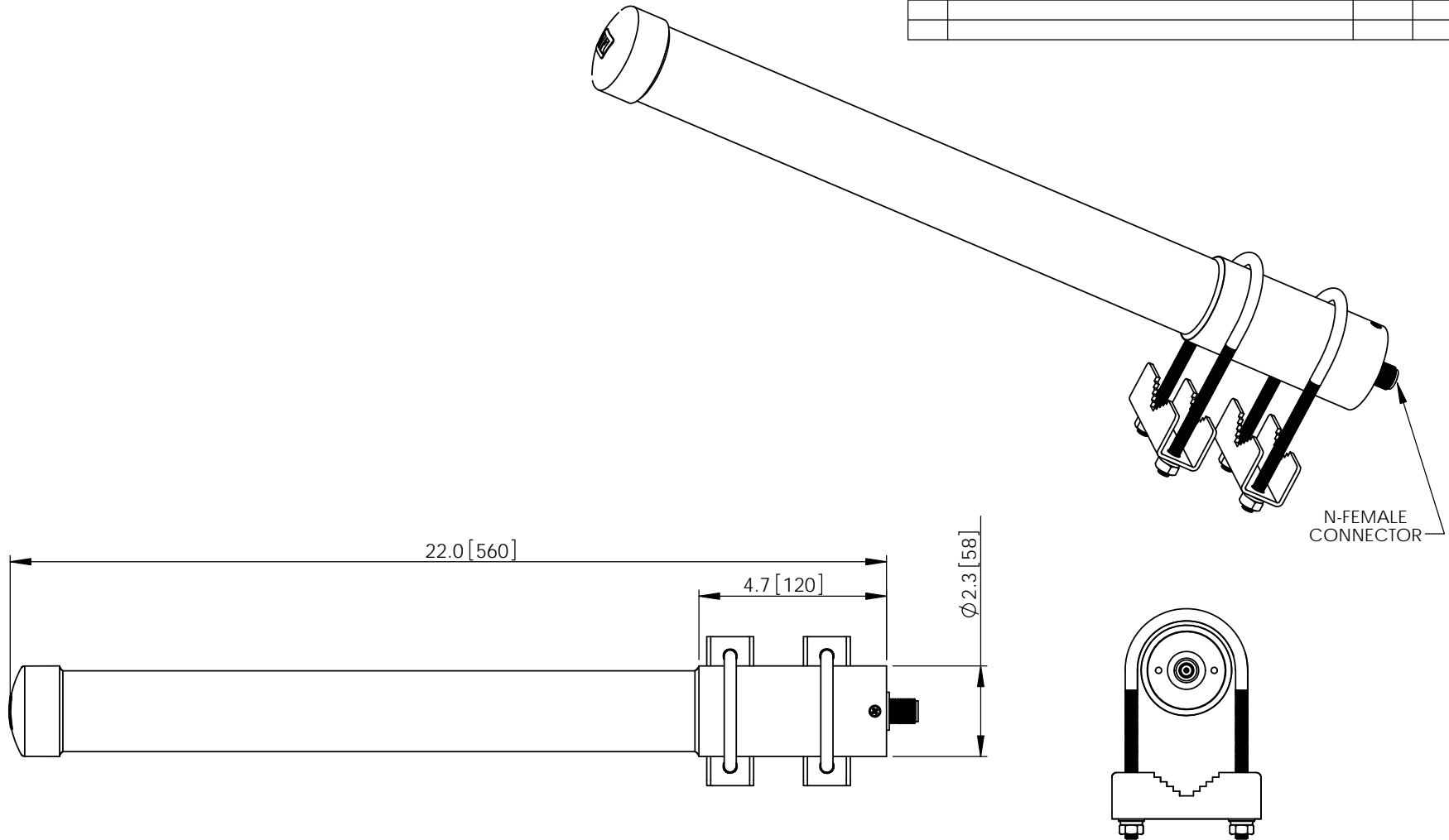



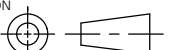
THE INFORMATION CONTAINED IN THIS DRAWING IS THE SOLE PROPERTY OF L-COM, INC. ANY REPRODUCTION IN PART OR WHOLE WITHOUT THE WRITTEN PERMISSION OF L-COM, INC. IS PROHIBITED.

REVISIONS			
REV	DESCRIPTION	DATE	APPROVED
A	INITIAL RELEASE	03/16/11	B.Puchaski
B	ECN 6367 CHANGE ANT. LEN. AND MOUNTING HARDWARE	08/28/12	B.PUCHASKI



NOTES:
PACKAGING:
COMPONENT SHALL BE PACKAGED IN ACCORDANCE
WITH L-COM SPEC PKG-00080.
- ALL DIMENSIONS FOR REFERENCE ONLY -

RoHS Compliant ✓

UNLESS OTHERWISE SPECIFIED, DIMENSIONS ARE IN INCHES [mm] DIMENSIONAL TOLERANCES: .X = ± 1 .XX = $\pm .01$.XXX = $\pm .005$ ANGULAR TOLERANCES: ALL = $\pm 1^\circ$	APPROVALS	DATE	 45 BEECHWOOD DRIVE NORTH ANDOVER, MA 01845	
	DRAWN BY B.PUCHASKI	03/16/11		
	CHECKED BY T.VADEN	03/16/11	CATEGORY ANTENNA	
	APPROVED BY T.VADEN	03/16/11	PRODUCT DESCRIPTION 5.8 GHz 9dBi Omni Antenna	
PROJECTION 	CONFIGURATION DETAILS OF UNDIMENSIONED FEATURES MAY VARY		SIZE A	FSCM NO. 43321
COLOR VARIATIONS MAY OCCUR		SCALE: NONE	CAD FILE: HG5809U-PRO.SLDDRW	REV. B
		DWG. NO. HG5809U-PRO		SHEET 1 OF 1