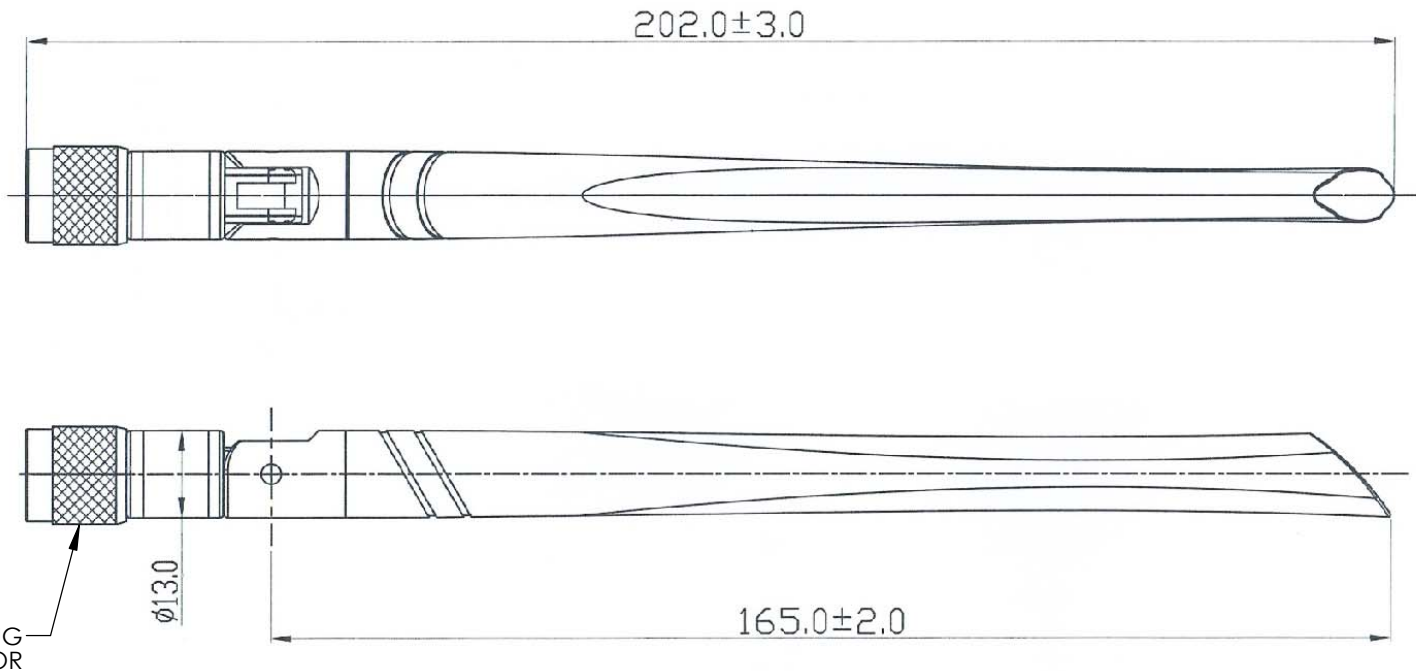


THE INFORMATION CONTAINED IN THIS DRAWING IS THE SOLE PROPERTY OF L-COM, INC. ANY REPRODUCTION IN PART OR WHOLE WITHOUT THE WRITTEN PERMISSION OF L-COM, INC. IS PROHIBITED.

REVISIONS			
REV	DESCRIPTION	DATE	APPROVED
A	REV A DRAWING RELEASED	04/03/18	J.LABOY




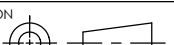
DIMENSIONS  
ARE  
METRIC

NOTES:

PACKAGING:  
COMPONENT SHALL BE INDIVIDUALLY PACKAGED IN ACCORDANCE  
WITH L-COM SPECIFICATION PS-0031

- ALL DIMENSIONS FOR REFERENCE -

REGULATORY COMPLIANCE:  
CE2011/65/EU(RoHS DIRECTIVE)

UNLESS OTHERWISE SPECIFIED, DIMENSIONS ARE IN INCHES [mm]  OVERALL CABLE LENGTH TOLERANCE: ≤12 [305] = +1 [25] / -0 >12 [305] ≤60 [1524] = +2 [51] / -0 >60 [1524] ≤120 [3048] = +4 [102] / -0 >120 [3048] ≤300 [7620] = +6 [152] / -0 >300 [7620] = +5% / -0%  ALL OTHER DIMENSIONAL TOLERANCES: X = ±.2 [5.08] XX = ±.02 [51] XXX = ±.005 [13]	APPROVALS		DATE		<div><div>50 HIGH STREET NORTH ANDOVER, MA 01845</div></div>	
	DRAWN BY B.PUCHASKI		03/30/18			
	CHECKED BY J.LABOY		03/30/18			
	APPROVED BY M.MILLER		03/30/18			
	CONFIGURATION DETAILS OF UNDIMENSIONED FEATURES MAY VARY				CATEGORY  ANTENNA  PRODUCT DESCRIPTION ANTRUBBER DUCK 2.4GHz 5dBi RP-TNC PLUG CON	
	COLOR VARIATIONS MAY OCCUR					
	SIZE A					
PROJECTION		FSCM NO. 43321		DWG. NO. HG2405RD-1-RTP		REV. A
SCALE: NONE		CAD FILE: HG2405RD-1-RTP.SLDDRW				SHEET 1 OF 1